

Planning, regulations and accessibility



Jane Simpson Access

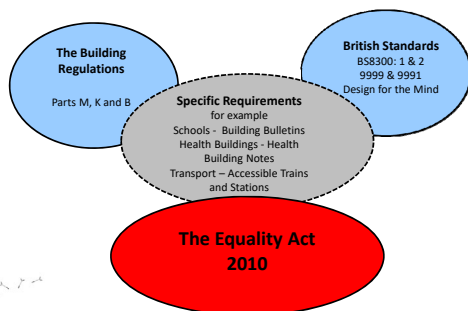
Introduction

- Legislative and regulations
- What is disability?
- How do you ensure inclusion?
- Setting the standards
- The sequential journey
- Key aspects



Jane Simpson Access

Legislation - context



Jane Simpson Access

Legislation and regulations

- Equality Act 2010 (EA)
- Special Educational Needs & Disability Act 2001 (SENDA)
- Regulatory Reform (Fire Safety) Order 2005 (RRO)
- National Planning Policy Framework
- Building Regulations



Jane Simpson Access

Equality Act


- Harmonise and extend discrimination law
- Positive action
- Public sector duties
- Equality in service



Jane Simpson Access

Extent of Liabilities


- Duty at large
- Unlimited liability
- Vicarious liability
- Cannot comply
- Reasonable provision
- Practicability & ability to pay



Jane Simpson Access

Planning & Building Control

- NPPF
- ADM, K & B
- Changing Places
- London
- Leeds
- London Legacy



Jane Simpson Access

National Design Guide

Planning practice guidance for beautiful, enduring and successful places



Ministry of Housing,
Communities &
Local Government



Jane Simpson Access



Jane Simpson Access

Disability and Demographics

- Aging population
- 5-8% wheelchair users
- Sensory Impairments
- Dexterity
- Neuro diversity
- Health needs



Jane Simpson Access

A person is not a standard,
try broadening
the average.



Jane Simpson Access

How can you ensure Inclusion?

- Understand the demographics
- What is the building function?
- Set the design criteria
- Design, check, design, check
- Access Statements
- Check on site



Jane Simpson Access

Setting the Standard

- Building Regulations
- Best practice guidance
- Planning requirements
- Grant conditions
- Client and user group consultation



Jane Simpson Access

Design Criteria

- ADM, K and B
- British Standards
- Sector guidance
- Active Design
- Inclusion Hub



Jane Simpson Access

SPORT
ENGLAND

Health
England
Programme

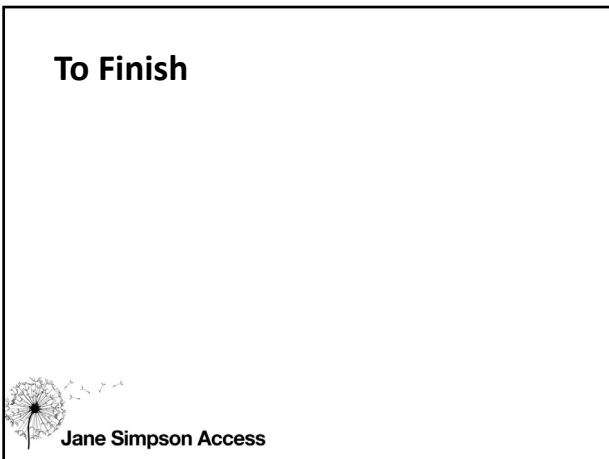
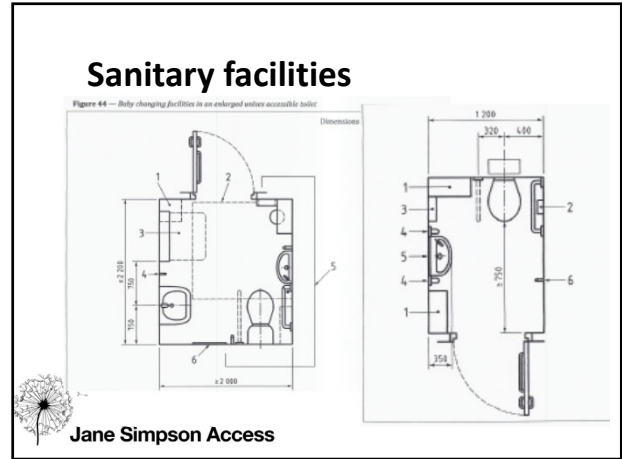
Important Elements


- Infrastructure
- Entrances & exits
- Circulation
- Sanitary facilities
- Communications
- Evacuation
- Details & finishes
- Furniture, etc.



Jane Simpson Access









Questions



Jane Simpson
T 01484 423501
M 07777 607 239
jane@janesimpsonaccess.com
www.janesimpsonaccess.com



Jane Simpson Access